

Leica Geosystems Release Notes

Product Leica BLK360 Data Manager 1.4.2
Date 26 January 2018
From HDS Software Product Management

Contents

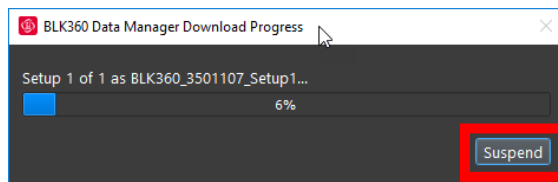
What's new	2
Suspend and Resume for the download process	2
Bug fixes	3
Known Issues	3

What's new

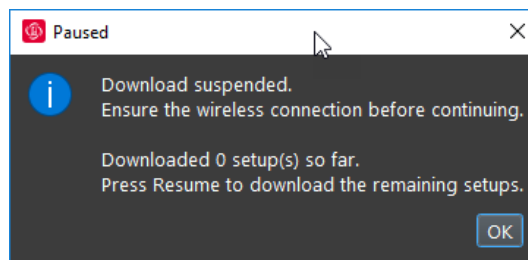
Suspend and Resume for the download process

During the download process a "Suspend" button is now available to suspend the current download.

1. Click the "Suspend" button to suspend the download process.

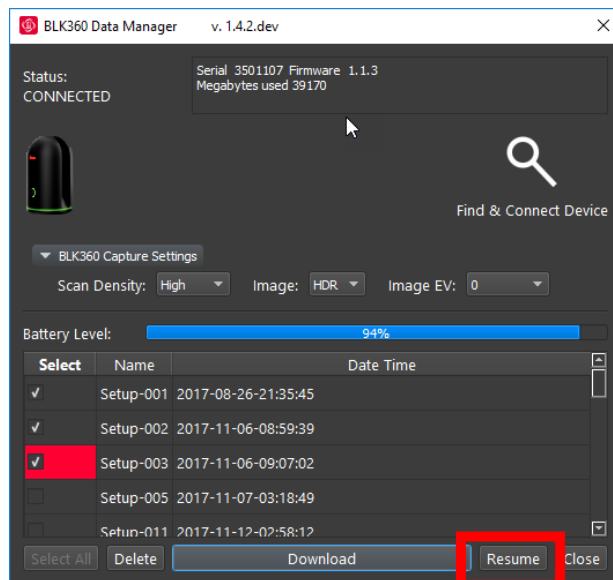


2. A dialog will appear when the download is successfully suspended.



This dialog may also appear if there are connection issues with the Wi-Fi

3. A dialog will appear informing the user to click the "Resume" button in the main dialog. Click "Resume" to continue the download.



Users may wish to utilize the “Suspend/Resume” function during long downloads to swap batteries. The BLK360 Data Manager will automatically suspend an in-progress download when the device reaches 15% battery life in order to preserve download progress. Once the battery has been replaced with a fully charged unit, the user must use their computer WiFi settings to reconnect to the BLK360 Data Manager then hit “Resume.” The download will pick up from the setup that was interrupted and continue until completion or 15% battery level is reached again.

Bug fixes

- A bug was fixed where the BLK360 Capture Settings were not correctly saved to the device.
- A bug was fixed where the temporary files created during import were not deleted.
- A bug was fixed removing a dependency on Cyclone or Cyclone REGISTER 360 being installed on the same machine.

Known Issues

- Battery level indicator does not update during an active download. Should the device die during download, the download will be suspended until the device regains power and the user clicks “Resume”.
- Scans cannot be multi-selected. Individual scans must be selected for download.