

Leica Geosystems

Licence Activation Guide
Version 4.0
English


- when it has to be **right**




1 Licence Activation for Leica CS20 Field Controller


Dear valued customer...


Thank you for purchasing a licence for our product. The following instructions will guide you through the licence activation process.

 Please register your product at <https://myworld.leica-geosystems.com>, our internet platform for our customers. myWorld provides 24/7 access to all information you require to actively manage your equipment. Here, detailed information on individual products and their service history can be found. The information also aids in maintaining the product value while at the same time enabling maximum efficiency and productivity.


Activate licence

 The following procedure is valid for any licence key loaded on a CS20 field controller.
For the CS35 the process is different. Please read the Licence Activation Guide for CS35 for further information.



 All licences ordered with the instrument directly will already be activated when you receive the instrument.
The licence activation guide is relevant when ordering new licences for a instrument that you already have in use.
These new licences are provided to you in myWorld. Refer to "Download licence".

 The downloaded licence key file will be called L_XXXXXX.key, where XXXXXX is the serial number of your instrument. This file needs to be copied to the \SYSTEM folder of your SD card or USB memory device.

1. Insert the data storage device into your product.
2. Turn on the product.
3. Go to **Settings\Tools\Load licence keys..**
Select USB or SD card in **Load licence file from.**
Click **OK.** The licence is activated and can be used.
4. Go to **Settings>About Leica Captivate, Leica Captivate** page to see a list of all loaded licences.



 If an app licence was loaded but the app is not loaded on the product, the licence will not appear on this panel.
Any Leica Captivate app not contained in the firmware can be downloaded from myWorld and then installed on your instrument.
Refer to "Download app".

Download licence

Step	Description
	The procedure is valid for any licence key.
1.	Go to https://myworld.leica-geosystems.com and log in.
2.	Go to myProducts and select your product.
	If your product is not in the list, click Add Product.
3.	On the Overview tab, click Download keys.
4.	In the next window, click Save and select a directory to save the file to. Click Save.

Step	Description
5.	Copy the licence key file (L_XXXXXX.key, where XXXXXX is the serial number of your instrument) to the \SYSTEM directory of the data storage device.

Download app

Step	Description
	When reordering an app that is not included in the Leica Captivate firmware file for an instrument that you already have in use, the app can be downloaded from myWorld for installation on your instrument. Follow the instructions below to download and install a new app.
1.	Go to www.myworld.leica-geosystems.com and log in.
2.	Go to myProducts and select your product.
	If your product is not in the list, click Add Product .
3.	Click the Software tab and scroll down to Local apps .
4.	Download the apps to your computer. The file will be of type .axx.
5.	Store the app file in the \SYSTEM directory of the data storage device.

Upload app

1.	Insert the data storage device into your product and turn on the product.
2.	Go to Settings\Tools\Update software .
3.	File to load: Select the application to upload.
4.	Check I have read and agree to the Leica Geosystems Legal Agreement .
5.	Click OK . The app software is installed on your product.

In case activation fails...

EITHER

- contact your local Leica Geosystems agency.

OR

- create new support requests on <https://myworld.leica-geosystems.com> that will be answered by your local Leica Geosystems Support Team.

Original text
Published in Switzerland
© 2018 Leica Geosystems AG, Heerbrugg, Switzerland

Leica Geosystems AG

Heinrich-Wild-Strasse
CH-9435 Heerbrugg
Switzerland
Phone +41 71 727 31 31

www.leica-geosystems.com



- when it has to be **right**

Leica
Geosystems